

KBG121200 12V 135Ah



Gel battery shows some distinctive advantages over flooded battery or AGM battery, such as super thermal stability, high deep discharge capability, good recovery from deep discharge, even if the battery is left discharged for three days, it will recover to 100% of capacity. With the above-mentioned advantages, the gel battery has long service life, specially suitable for motive power applications, such as golf trailer, scrubber, folklift, etc. The deep discharge cycles increased 50% as compared with the AGM battery.



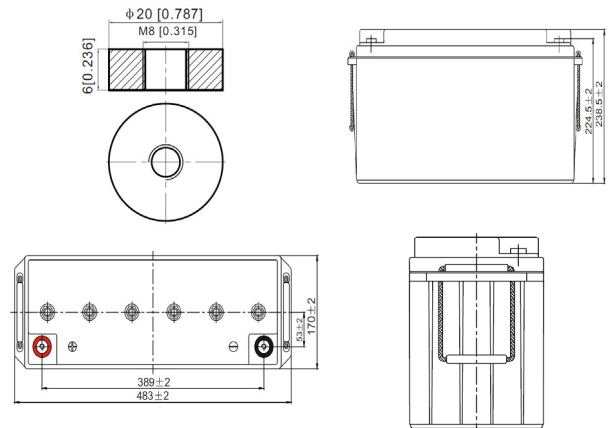
Performance Characteristics

Nominal Voltage	12V		
Design Life	12 years		
Dimensions	Length (mm / inch)	483 / 19.02	
	Width (mm / inch)	170 / 6.69	
	Height (mm / inch)	238.5 / 9.39	
	Total Height (mm / inch)	238.5 / 9.39	
Approx. Weight	(Kg / lbs)	43.9 / 96.8	
	Terminal	M8	
Container Material	ABS		
Rated Capacity	135.0Ah / 6.75A	(20hr, 1.80V / cell, 25°C / 77°F)	
	125.6Ah / 12.56A	(10hr, 1.80V / cell, 25°C / 77°F)	
	108.0Ah / 21.6A	(5hr, 1.75V / cell, 25°C / 77°F)	
	74.3Ah / 74.3A	(1hr, 1.60V / cell, 25°C / 77°F)	
	Max. Discharge Current	1260A (5s)	
Internal Resistance	Approx 4.2mΩ		
Operating Temp. Range	Discharge :	-20 ~ 55°C (-4 ~ 131°F)	
	Charge :	0 ~ 40°C (32 ~ 104°F)	
	Storage :	-20 ~ 50°C (-4 ~ 122°F)	
Nominal Operating Temp. Range	25 ± 3°C (77 ± 5°F)		
Cycle Use	Maximum charging current	33.75A	
	Voltage:	14.4V ~ 15V at 25°C (77°F)	
	Temp. Coefficient:	-30mV/°C	
Standby Use	No limit on charging current	Voltage	
	13.5V ~ 13.8V at 25°C (77°F)	Temp. Coefficient:	
	-20mV/°C		
Capacity affected by Temperature	40°C (104°F)	103%	
	25°C (77°F)	100%	
	0°C (32°F)	86%	
Self Discharge	Fully charged Kaise Gel Series batteries may be stored for up to 6 months at 25°C (77°F) and then a freshening charge is required. For higher temperatures the time interval will be shorter.		

Discharge Constant Current (Amperes) at 77°F (25°C)

Volts/cell	20min	30min	45min	1h	3h	5h	10h	20h
1.80V	130.8	100.2	75.4	63.2	29.7	20.8	12.3	6.75
1.75V	147.0	110.2	81.5	67.6	31.3	21.6	12.5	6.89
1.70V	158.4	118.0	86.6	71.6	32.6	22.3	12.9	6.97
1.65V	164.8	122.6	89.6	74.3	33.7	22.7	13.0	7.04
1.60V	178.6	131.2	96.3	78.8	35.0	23.4	13.3	7.14

Dimensions and Terminal (Unit: mm (inches))



Applications

Wind and solar energy systems
 Cable TV systems
 Telecommunications
 Electric wheel chairs
 Military equipment
 Emergency lighting
 Power plants
 Medical equipment
 Golf carts

Certifications

ISO 9001:2008 ISO 14001:2008



Discharge End Voltage vs. Discharge Current

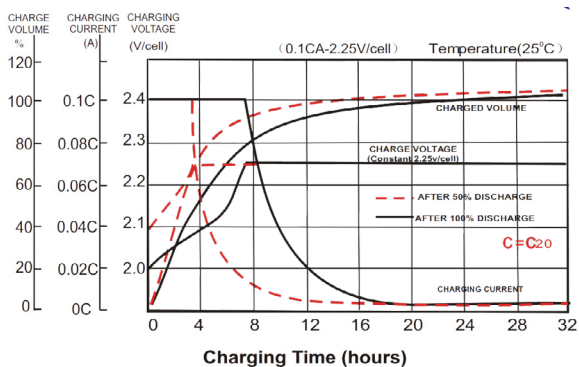
Final discharge voltage V/CELL	1.8	1.75	1.7	1.6
Discharge current (A)	I ≤ 0.1CA	0.25CA ≥ I > 0.1CA	0.55CA ≥ I > 0.25CA	I > 0.55CA

Discharge Constant Power (Watts per cell) at 77°F (25°C)

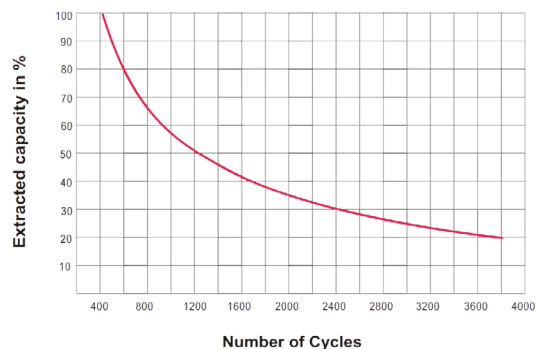
Volts/cell	20min	30min	45min	1h	3h	5h	10h	20h
1.80V	247.1	191.2	145.2	122.4	57.9	40.9	24.5	13.5
1.75V	274.6	208.4	155.8	130.3	61.0	42.4	25.0	13.7
1.70V	292.6	221.2	164.2	137.1	63.4	43.6	25.5	13.9
1.65V	301.2	227.5	168.9	141.4	65.1	44.3	25.8	14.0
1.60V	322.7	241.2	180.1	149.4	67.4	45.6	26.25	14.2

(Note) The above characteristics data are average values obtained within three charge/discharge cycles not the minimum values.

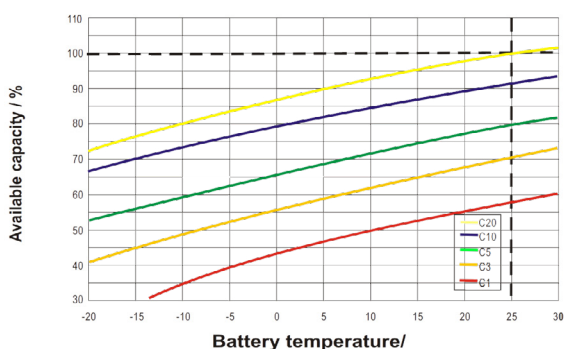
Charging Characteristics (cycle use)



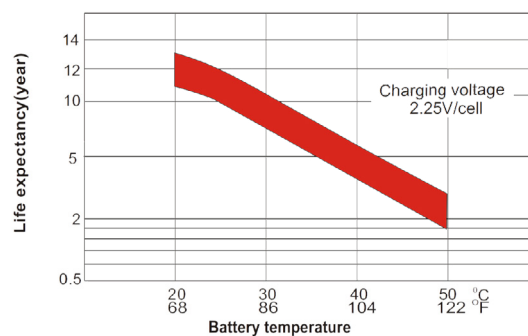
Cycle Life in Relation to Depth of Discharge



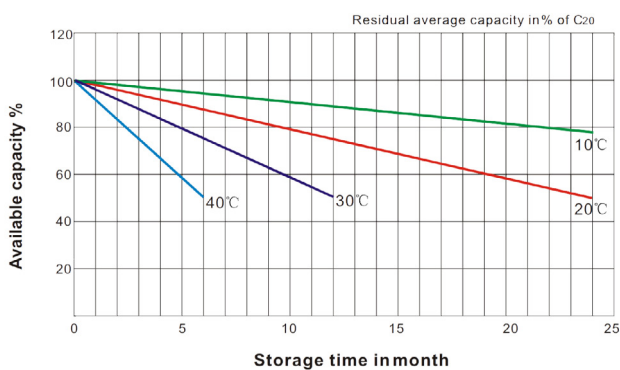
Temperature Effects in Relation to Battery Capacity



Effect of Temperature on Long Term Float Life



Self Discharge Characteristics



IMPORTANT NOTE: The specifications presented herein are subject to revision without notice.

